



Module 4

Instructions for the "question-round-about"

Different questions on a specific topic are drawn up. The moderators prepare flipchart sheets for different aspects of the topic, e.g. suggestions for the topic consumption: environment, health, functionality/social implications, psychology. The sheets are arranged on the floor in a circle. The participants slowly circle the sheets clockwise and note down questions on the different aspects which they consider important.

When the participants have dealt with all aspects, the results are presented where all can see them, and finally evaluated in a conclusive discussion.

This method permits to structure a specific topic and to introduce the participants to the different aspects. The formulation of precise questions permits to further develop creative ideas and arrange them in a way which is easy to survey and clear. The method is appropriate for work in small groups.

Examples:

Questions regarding textiles:

Environment: How often is cotton sprayed with pesticides? How much water is needed to produce linen?

Health: How does my skin react to black leggings? Why does a strange odour develop when I iron my blouse?

Economy: Who earns money with my t-shirt? Why is it so cheap?

And so on...



Annex MODULE 4, 5, 6, 7

Show 4 pictures (refrigerator, closet, feet, computer), and place them at some distance from each other. Ask the participants to choose one of the pictures. Try to get about equal-size groups. Each group is given a sheet with a suitable text (examples follow). The participants are asked to identify with their own refrigerator, closet, etc. and to speak as if they were the respective object (I...).

The groups collect their results and create a picture which they show to all course-members.

Material

One copy of each picture
Big sheets of paper

copy of example-texts
wax-crayons

Possible introduction for module 4

If your closet could speak, what would it say about itself and its wardrobe? (Are there many "oldies", things which are rarely worn, off and on new acquisitions, shopping-mistakes, etc.?) E.g. "I am Marie's closet. My length is 2,50 meter, and I am totally crammed, because she keeps all oldies which she almost never wears. One of her favourite occupations is to stir in my contents and create the most extravagant combinations..."

Possible introduction for module 5

If your refrigerator could speak, what would it tell about itself, its contents, and your eating habits? (Are there many fresh things, or more frozen food, where does the food come from, etc.?) E.g. "I am Anna's refrigerator. Unfortunately she works such long hours that she does her "real" shopping only once a week. I am full of durable food, and when she buys vegetables my refrigerating power can not always avoid that it, withers..."

Possible introduction for module 6

If your feet could speak, what would they tell about themselves and their well-being? (Do they get enough movement, do they wear comfortable shoes, etc.?)

E.g. "We are Karl's feet. We can not really complain, because he takes quite good care of us. We walk enough, and wear always comfortable shoes. His back has also told us that he feels well, and we believe that many other parts of the body are in good shape when we feel well..."

Possible introduction for module 7

If your computer could speak, what would it tell about itself and the way it is used? (Is he only a tool, or is it also used for surfing and playing?) E.g. "I am Liz's computer. If I lived only with her my life would be quite comfortable, because she uses me only sometimes, to write letters and check her e-mails. But her daughter starts me every day and uses me for all kinds of experiments..."





Description of a ladies' blouse

1. Woven in Bergamo: a ladies' blouse with reverse collar, in twill-weaving

This especially light tissue with its characteristic diagonal structure was woven near Albini, in the area of Bergamo. It is made of 100% lengthways stacked Egyptian cotton, which was turned into high quality twisted thread (133g/qm, yarn-refinement Nm 102/2 warping and woofing). It adapts tightly to the shape of your body (61 warping threads and woofing threads per cm²).

The blouse is manufactured by xy in z in the province of Eastern West-Falen. It is slightly waisted, with breast-tucks, a small reverse collar, and swung seam. The sleeves with their 12cm-cuffs can be extended or turned over. Nacre-buttons [1].

Do you gain the impression that something is missing in this description? Which further information would you like?

2. Ladies' blouse

Elegant blouse with tucks, of classic Oxford woven fabric. The colour is silver-grey and lively mottled by a special technique of weaving. It is waisted, and the longitudinal tucks grant excellent fitting. The sleeves are manufactured without cuffs, high seams and side-slashes.

Size 38 has a length of about 60 cm. 100% KbA cotton. Washing at 40°C. White, aquamarine, light-mauve, silver-grey [2].

cotton from India, KbA
bleached without chlorine
uncoloured / synthetic colouring
mechanical fitting, Switzerland

Do you feel sufficiently informed by this description?

Instructions for "brain-writing" or "circle of ideas"

A problem is subdivided into several areas, and noted down on blank forms, or an assignment is structured into parts (example on bottom). In an exactly limited space of time (maximum 4 minutes) the participants write their ideas on a given problem into the blank forms. The participants are seated in a circle, and when the time is over, the forms are passed on to the neighbour. Based on the ideas of the predecessor new ideas are developed, or old ones are further refined. The sheets should be passed on at least 3 times, and if possible 4-6 times. The sheets can be evaluated either in the plenum or in spontaneously formed small groups.

Another possibility of evaluation is that each participant gives away 3 points for the idea which he considers to be the best, 2 points for the second-best option, and 1 point for the third-best. The idea which gets most points is further worked on, and in the end presented to all participants.

What matters is not necessarily that it can be translated into practice immediately, but rather that unusual thoughts are can be further developed, and "alternative thinking" is encouraged. It is important that the time-limits are exactly followed, because they help to stop intellectual "censorship", and thus make it easier to jot down extravagant ideas.

This method is suitable when there are no more than 20 participants.

Example

Superior question:

What could an environmentally and socially sound concept for the disposal of textiles look like?

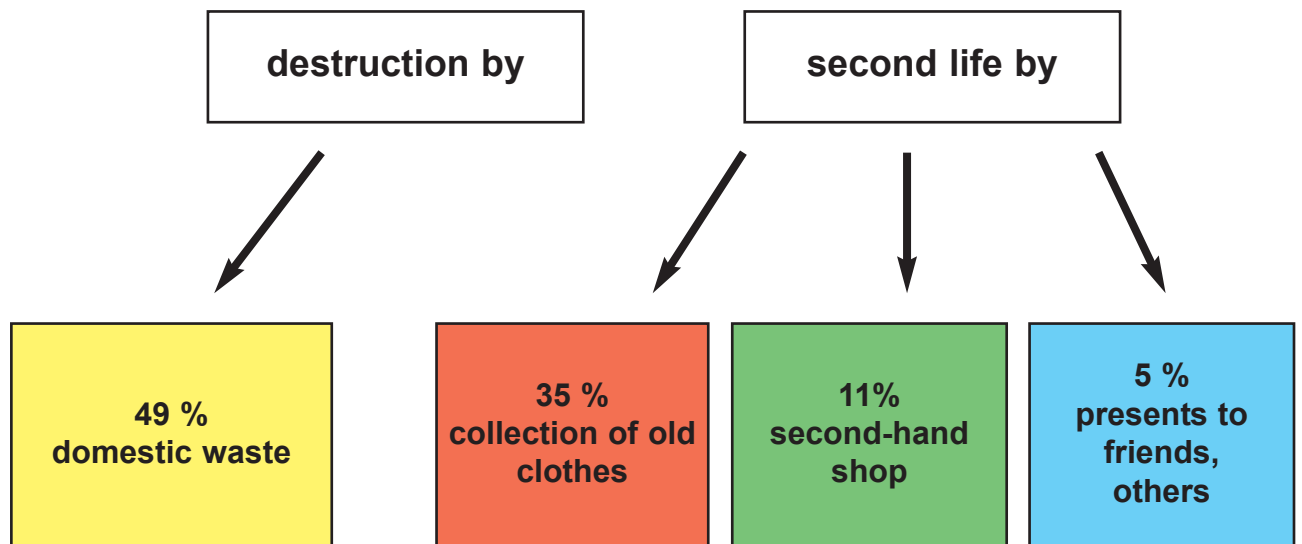
Subordinated questions:

- Who collects for whom?
- Which are possible criteria of assortment?
- What happens with the assorted goods?
- Whom do they benefit?
- How could people who collaborate be won?

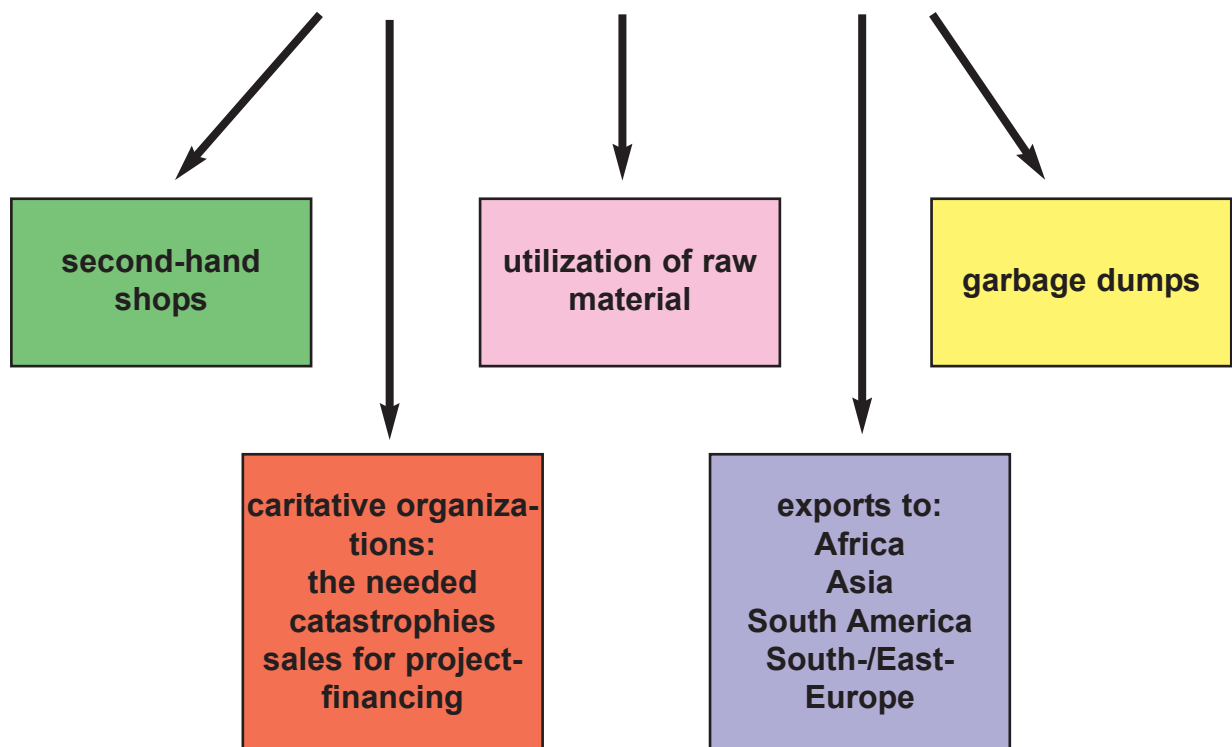


The destination of old clothing

800 000 t old clothes/year in Germany

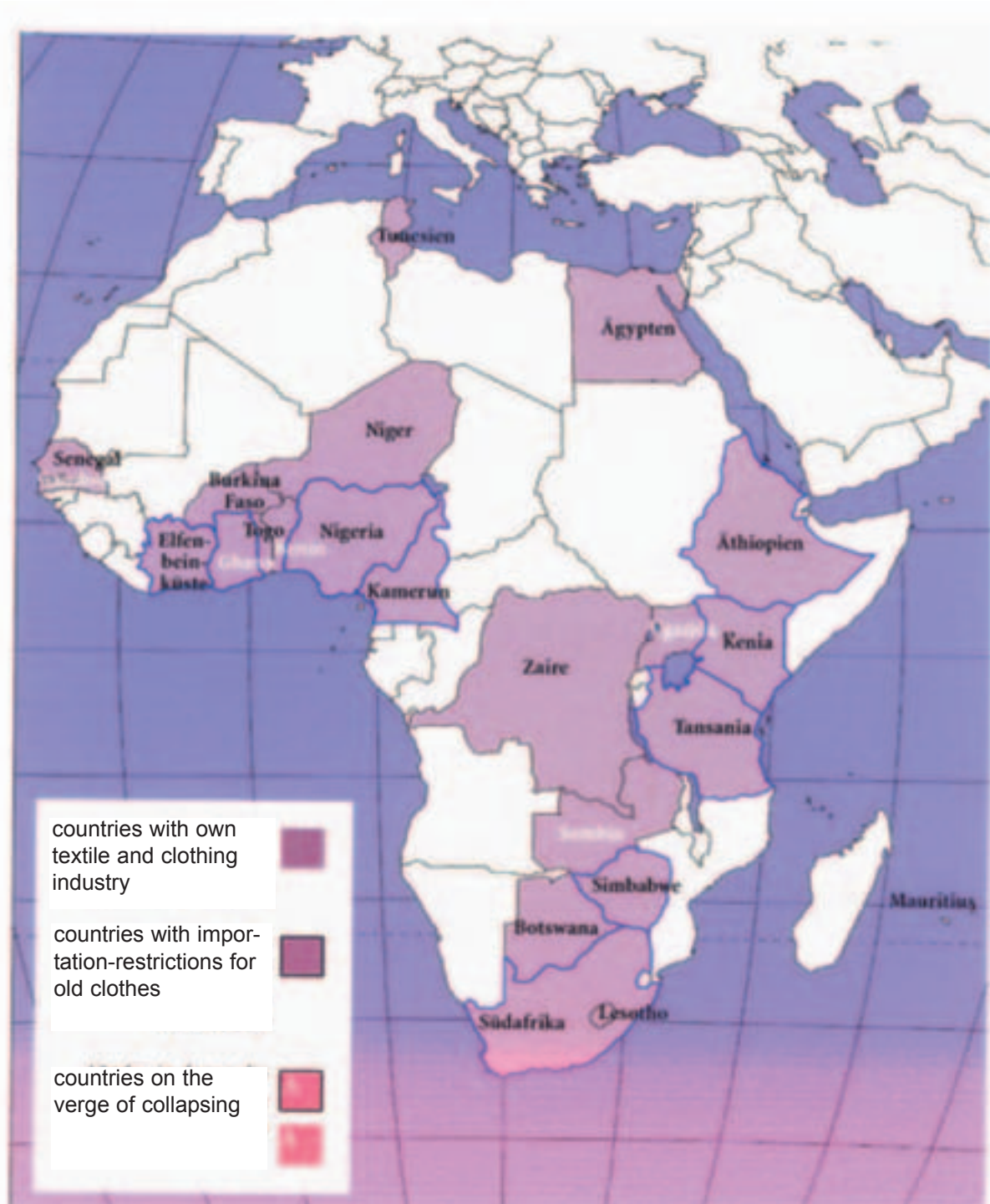


collection of old clothes





Old clothes pose a risk to African textile industry





Life-journey of a T-shirt



cultivation and harvest of cotton

USA

spinning, weaving, further processing

Austria / Germany

confectioning

Tunesia

selling

Germany/ Austria

disposal

Nigeria

distance of transportation

25-27.000 Kilometres

reduction of the distance of transportation by:

cultivation of cotton in Egypt

- ca. 8- 9.200 km

disposal in Austria, Germany

- ca. 7- 8.200 km

remaining distance of transportation

9 - 10.000 kilometres [8]

